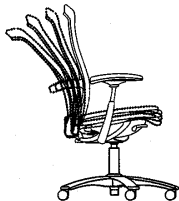


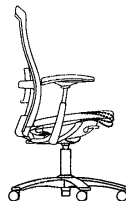
The Life Chair Operating Instructions

(also available online at www.knoll.com)

Standard Features:



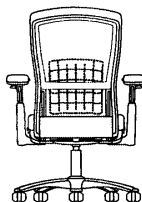
Synchronized recline with auto-balanced tension
No need to adjust tension. Automatic recline tension counter-balances your body weight, resulting in perfect balance as you recline.



Forward seat flex
No knobs or levers needed. Lean forward or perch toward the edge of the seat and Life's seat pan automatically adjusts to support your position.

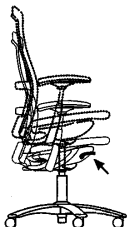


Tension preference selector
In the event that tension adjustment is desired, adjust the preference lever located at the back of the chair while in the upright position.

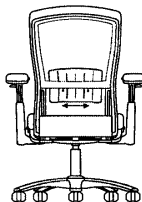


Lumbar Options:

Height Adjustable Lumbar
To adjust lumbar height, reach behind the chair and push up or pull down on the lumbar tabs at the bottom of the lumbar cushion.



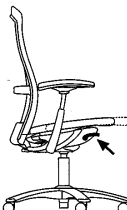
Seat height adjustment
To raise or lower the height, lift the lever on the right side of the chair and adjust to the proper height.



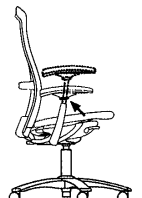
Height and Depth Adjustable Lumbar

To adjust lumbar height, see the instructions above.

If your chair has lumbar depth, there will be two levers located along the bottom of the back beam where the lumbar is attached. Slide the levers left or right to tune the depth in a .75" range.



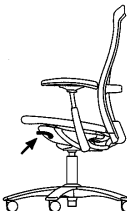
Sliding seat depth adjustment
Using the same lever as the seat height, push down to slide the seat within the 4" seat depth range. Release the lever to lock the seat into position.



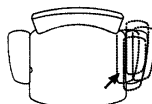
Arm Options:

Fixed arms:
Non-adjustable.

Height Adjustable Arms:
Lift the lever on the outside of the armpad to adjust arm height.



Upright tilt lock
To lock the seat in an upright position, push down the lever located on the left side of seat. Lift lever to unlock.



High Performance Height and Fore/Aft Adjustable Arms:

Lift the lever on the outside of the armpad to adjust arm height.

The armpads adjust in an orbital motion and lock into a fixed position by pressing the button on the inside of the pad. The armpads can be positioned to the front or back and in width.